



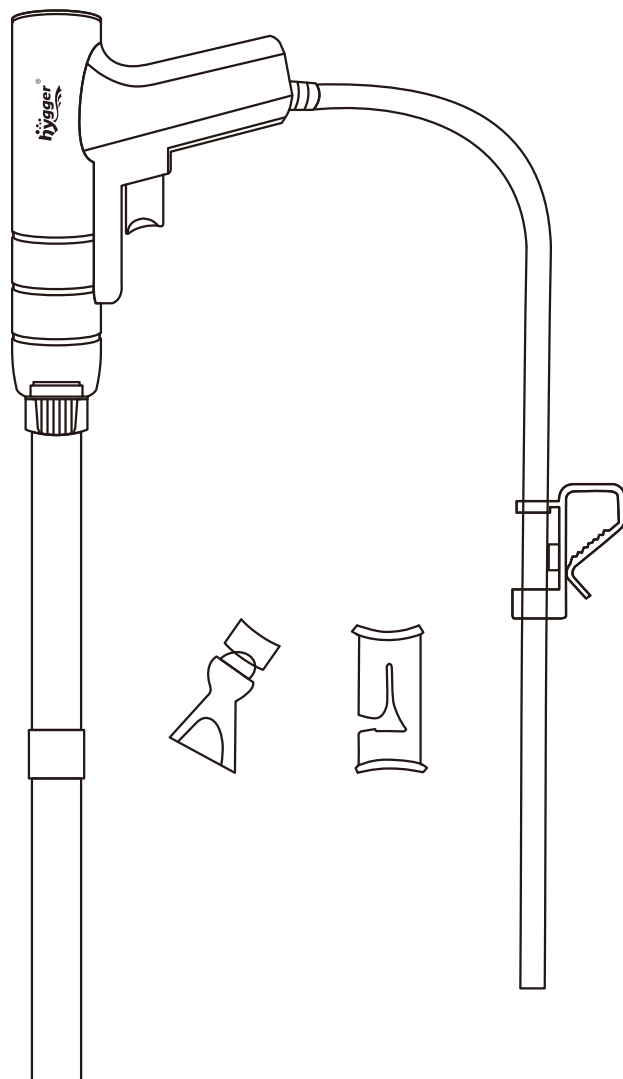
E-mail: distributor@hyggeraquarium.com

Website: www.hyggeraquarium.com



HG-956 USER MANUAL

Hygger Aquarium Gravel Cleaner



Hygger Aquarium Gravel Cleaner is a manual versatile tool which can be used to clean gravel, wash sand and change water. This gravel cleaner is the latest design by now: A more unique and exquisite appearance, more convenient to use and more powerful suction. It is easy to clean the debris hidden in the sand or floating in the water. Ideal for gravel cleaning and water changing, offering the best environment for your aquarium life.

Please read this user manual carefully before using and follow strictly in accordance with the manual.

ATTENTION: The principle of this gravel cleaner is gravity, The water outlet must be at least 19inch lower than the water inlet when you use this gravel cleaner.

1. PRODUCT FEATURES

- **Multi-function:** This Gravel cleaner can be used for water changes, sand washing and dirt absorption. Easy to remove fish faeces, impurities, and turbid water from aquarium.
- **Unique design:** This Gravel cleaner is the latest design with more power suction power to provide a better user experience. The patented design provides a more comfortable grip.
- **Adjustable Handle Design :** Aquarium gravel cleaner with 2 extension tubes for a total length of 40.9 inch. It can be extended from 22.4 inch to 40.9 inch. Applied to depth below 31.5 inch aquariums.
- **Prevent blocking Design:** The gravel cleaner has an internal filter screen to prevent blockage by gravel. It effectively separates and removes debris from your aquarium.
- **Larger extension tube:** This Larger extension tube with 1×1-1/8inch allow to use in bigger Aquariums.
- **Long outlet strap hose design:** 79inch strap hose to satisfy your needs,suitable for small or large aquarium.
- **Easy to assemble and use:** Quick assembly within one minute. Just mount the water inlet and outlet. Push the siphon switch several times until the water fills with the whole outlet strap tube. Then, release the siphon switch and water can flow out automatically. Equip a flow control valve and the hose fixture clamp.The outlet strap hose can be hung on the bucket and the water flow can be adjusted freely.
- **Silent Design:** The aquarium gravel cleaner is manual in operation. The only noise is that of water.
- **Powerful Vacuum :** It has enough power to clean every corner of the tank without wet hands, quickly draining dirty water.

2.PRODUCT SPECIFICATION

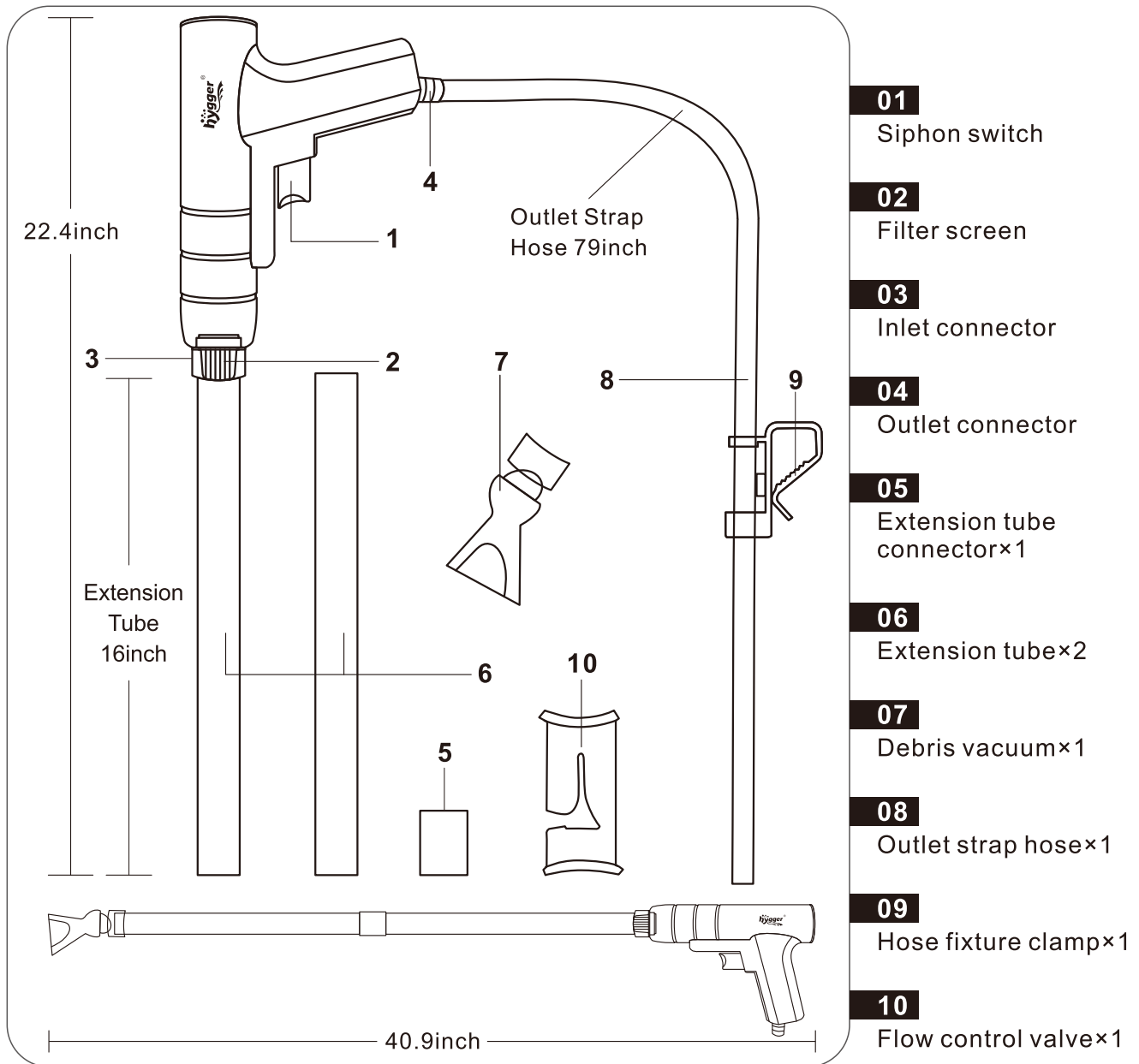
- Material: PP+ABS
- Outlet strap hose: 79inch
- PVC Water Hose outer diameter: 18mm/0.7inch
- PVC Water Hose inner diameter: 14mm/0.55inch
- Extension tube diameter: 1-1/8inch

3. PACKAGE INCLUDED

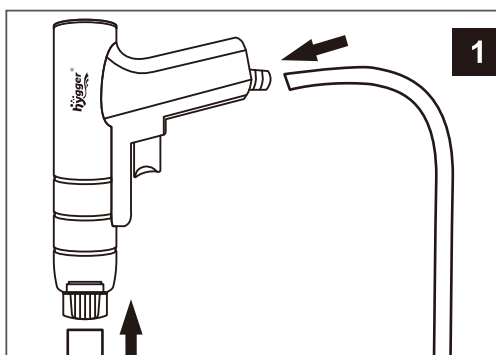
Soft hose, water flow clamp

- 1× Rod handle(1pc gravel changer+2pcs extension tubes+1pc extension tube connector)
- 1× Debris Vacuum
- 1× Outlet strap hose
- 1× Flow control valve
- 1× Hose fixture clamp


4.ATTACHMENTS INSTRUCTION



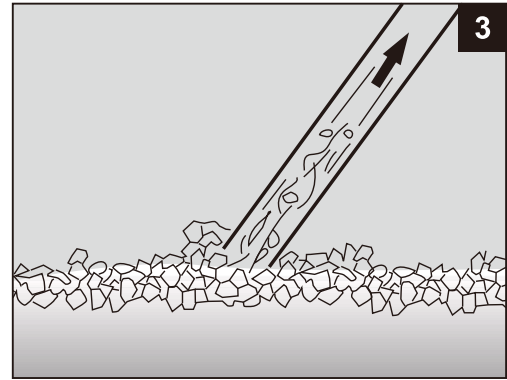
5.INSTALLATION



1.Connect the water inlet and outlet before using.

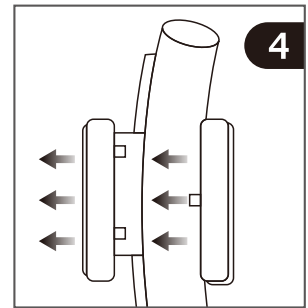
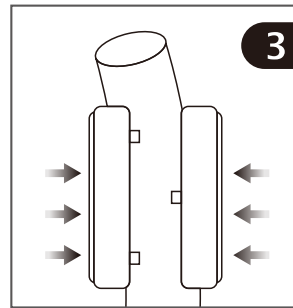
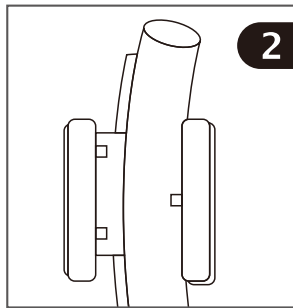
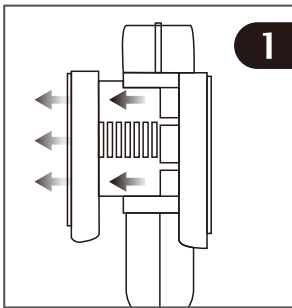
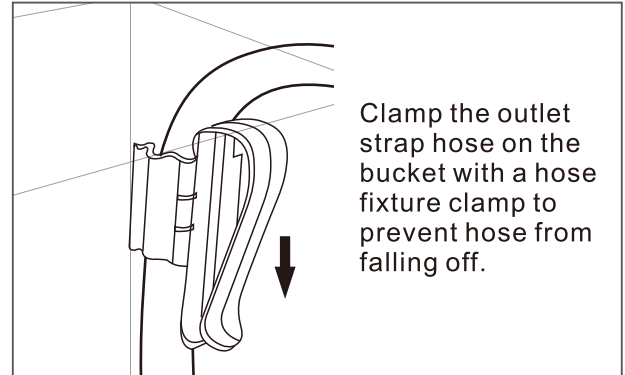
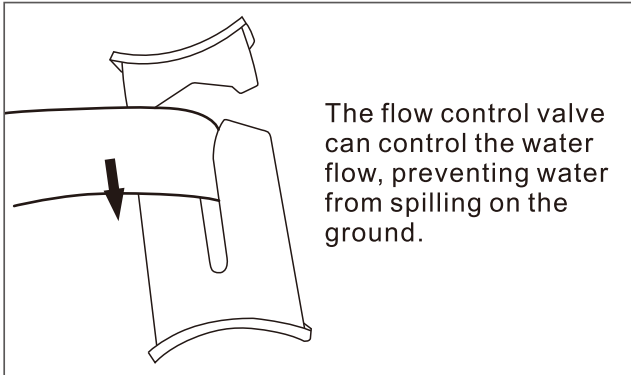


2. Put the extension tube into aquarium and the water outlet into a bucket, then push the siphon switch several times until the water fills with the whole outlet strap tube, release the siphon switch, and water will flow out automatically.

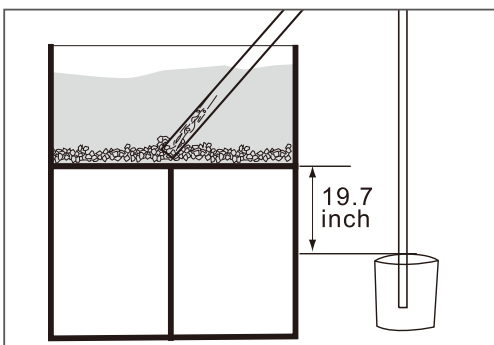


3. Allow the sand to move up and down in the extension tube to remove debris from your aquarium.

ATTENTIONS



Clamp can extend to fix the hose tightly.



The water outlet must be at least 19.7 inch lower than the water inlet when you use this gravel cleaner.

6. ATTENTIONS

Please read this user manual carefully before using and follow strictly in accordance with the manual.

- ✓ Please keep it away from the children.
- ✓ The water outlet must be at least 19inch lower than the water inlet when you use this gravel cleaner.
- ✓ Please check for air leakage when connecting the tube.
- ✓ Please clean the internal garbage regularly.
- ✓ Do not use the gravel cleaner in flammable and corrosive liquid.
- ✓ Do not use the water changer in too hot(above 36°C/86°F) or too cold(under 0°C/32°F) water. It would damage the material.

7.TROUBLESHOOTING

If the siphon tube is damaged, it can not change water. You need to replace.

8.WARRANTY

1. 1-year free warranty.
2. 1-month free return.
3. Free replacement for 3 months.
4. Contact information:

E-mail: distributor@hyggeraquarium.com

Website: www.hyggeraquarium.com

Thank you for choosing Hygger, making aquarium keeping easier one product at a time.

If you have any problems or suggestions for the gravel cleaner, please contact us by email before leaving feedback or opening a case, it will be the fastest way to solve your problem.

If you are satisfied with the gravel cleaner, please leave positive feedback for our product, in order to let more customers enjoy it. Thanks again!