



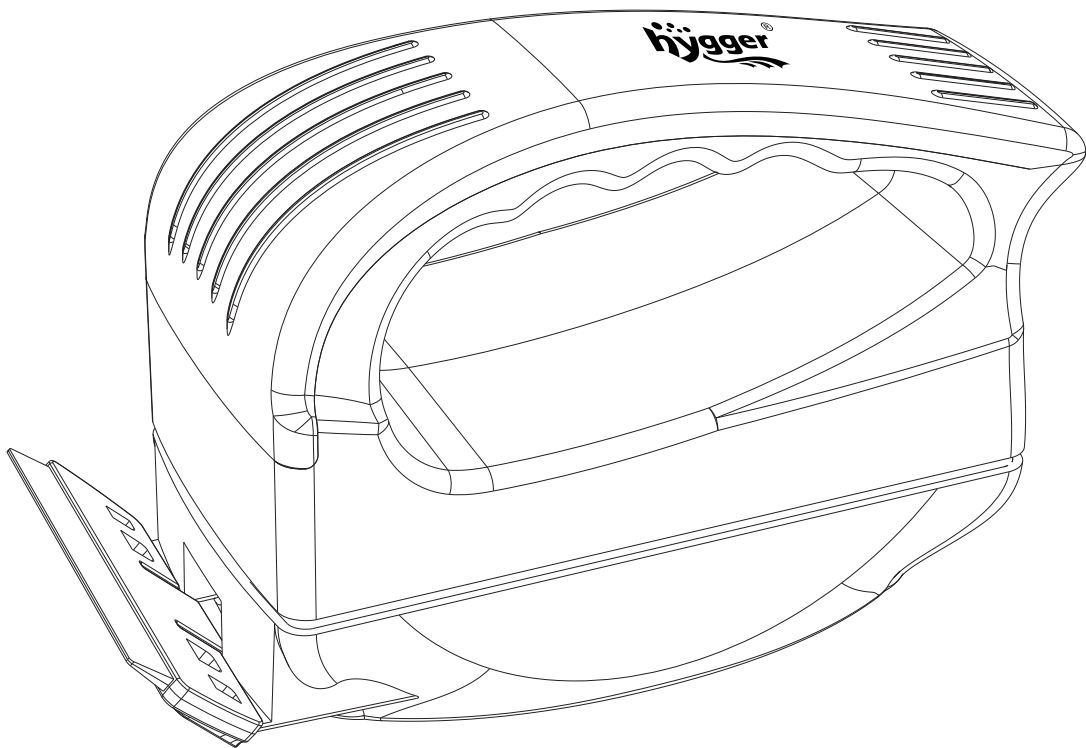
E-mail: distributor@hyggeraquarium.com

Website: www.hyggeraquarium.com



HG175 USER MANUAL

hygger Ergonomic Design Aquarium Magnetic Glass Cleaner



hygger Ergonomic Design Aquarium Magnetic Glass Cleaner can be used as a scrubber and scraper to clean the glass in freshwater and saltwater aquariums. Please read this user manual carefully before use and follow it strictly.

WARNING

Do not clean an acrylic aquarium with magnetic glass cleaner.

Don't put your fingers between hard cleaning bristles and soft surfaces.

Be careful not to pinch your fingers between the two parts of the glass cleaner.

1.PRODUCT FEATURES

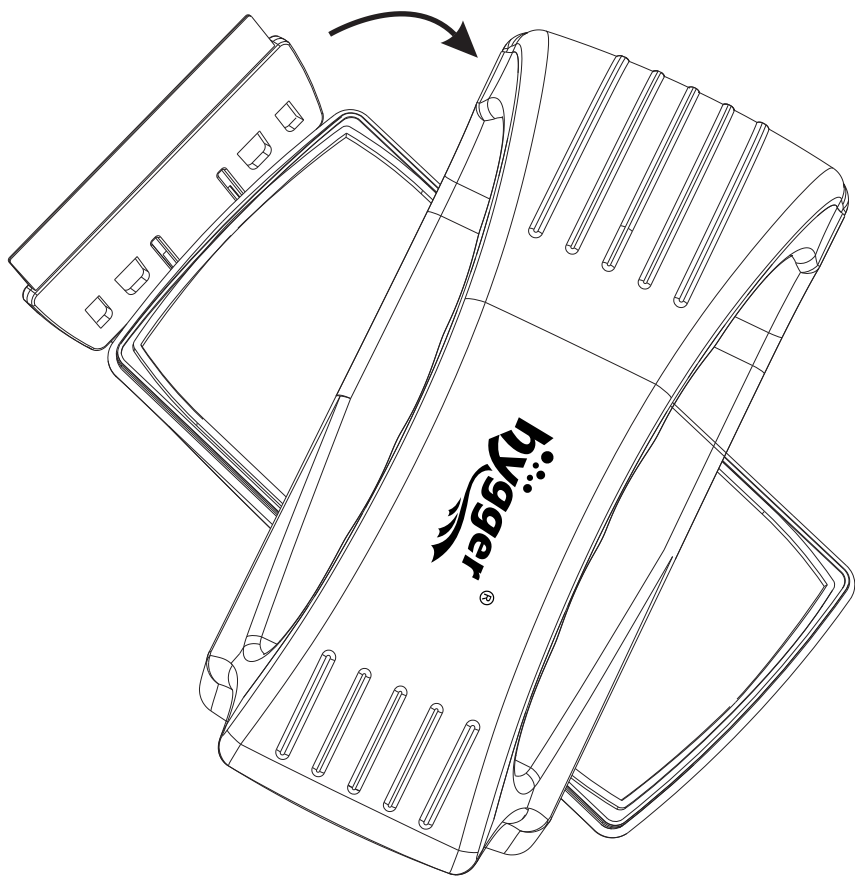
- **Super-strong Magnetic Force:** The magnetic aquarium glass cleaner contains high-quality rare earth magnets with super strong adsorption force that can firmly attach the glass cleaner to the aquarium glass.
- **Multifunctional Glass Cleaner:** You can scrape and wipe with the magnetic cleaner. The surface with stiff bristles prevents scratching and is suitable for removing algae and stubborn dirt from the aquarium glass. The stainless steel and plastic blades can tackle crustose algae and other stubborn dirt.
- **Unique Appearance Design:** The strong magnet and ergonomic design of the handle allow easy and comfortable cleaning with the cleaner.
- **Float-up Design:** When the soft side is removed from the aquarium, the part of the glass cleaner in the aquarium floats to the water's surface. This allows you to remove it without getting your hands wet or disturbing fish or aquatic plants.

2.PRODUCT SPECIFICATIONS

Model	Size	Applicable Aquarium Glass
HG175-S	10*4*5.8cm	3-5mm
HG175-M	12.5*5*7.5cm	5-6mm
HG175-L	13.5*6*7.5cm	8-12mm

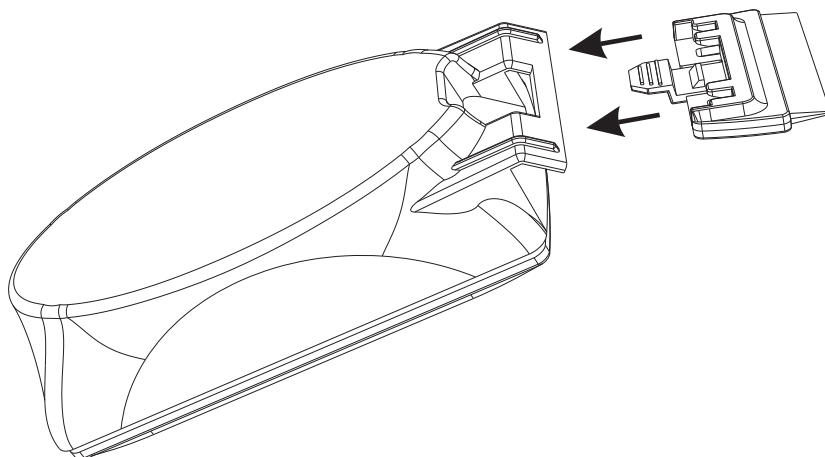
3.METHODS OF APPLICATION

Remove the cleaner from the package and turn the upper part 90° to separate the two parts. Then, hold the part with the stiff bristles against the aquarium glass from the inside and place the part with the soft surface against it from the outside.

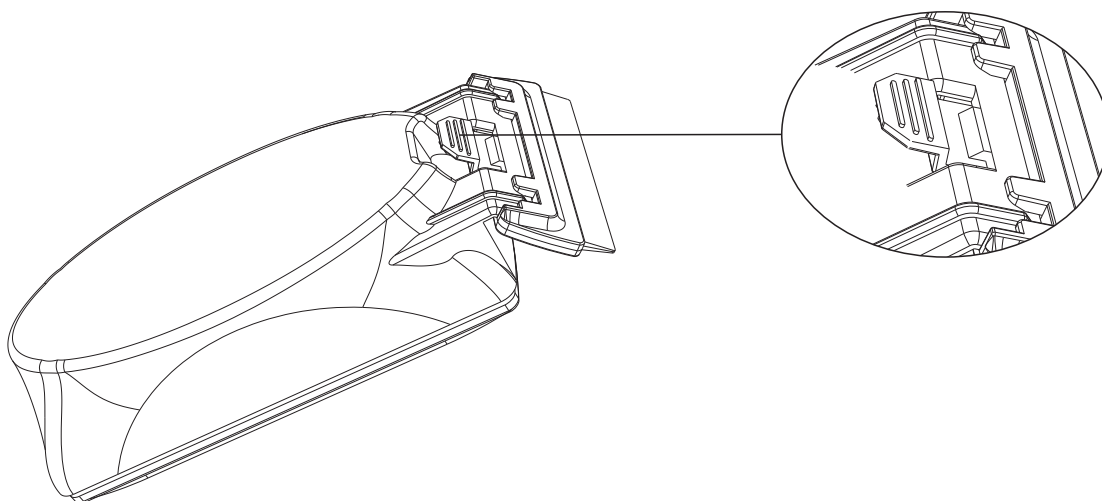


Follow the instructions below to assemble the blade:

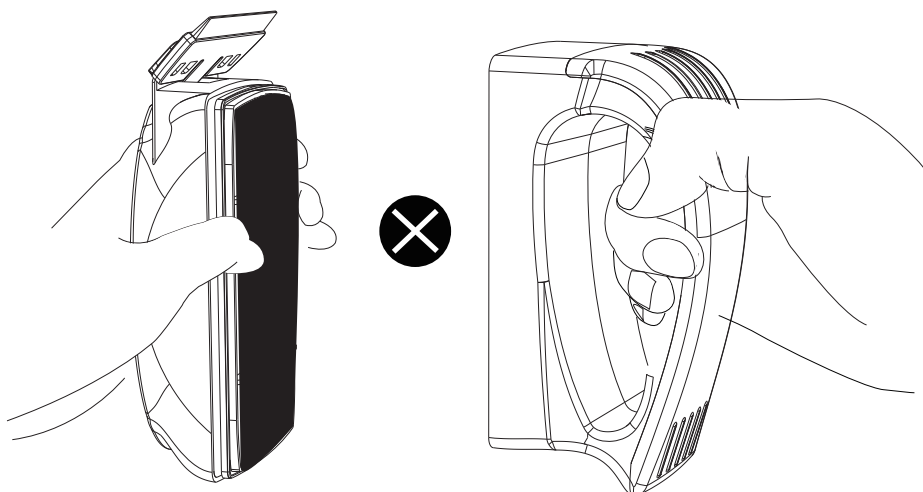
1) Insert the blade into the slot provided on the glass cleaner before use.

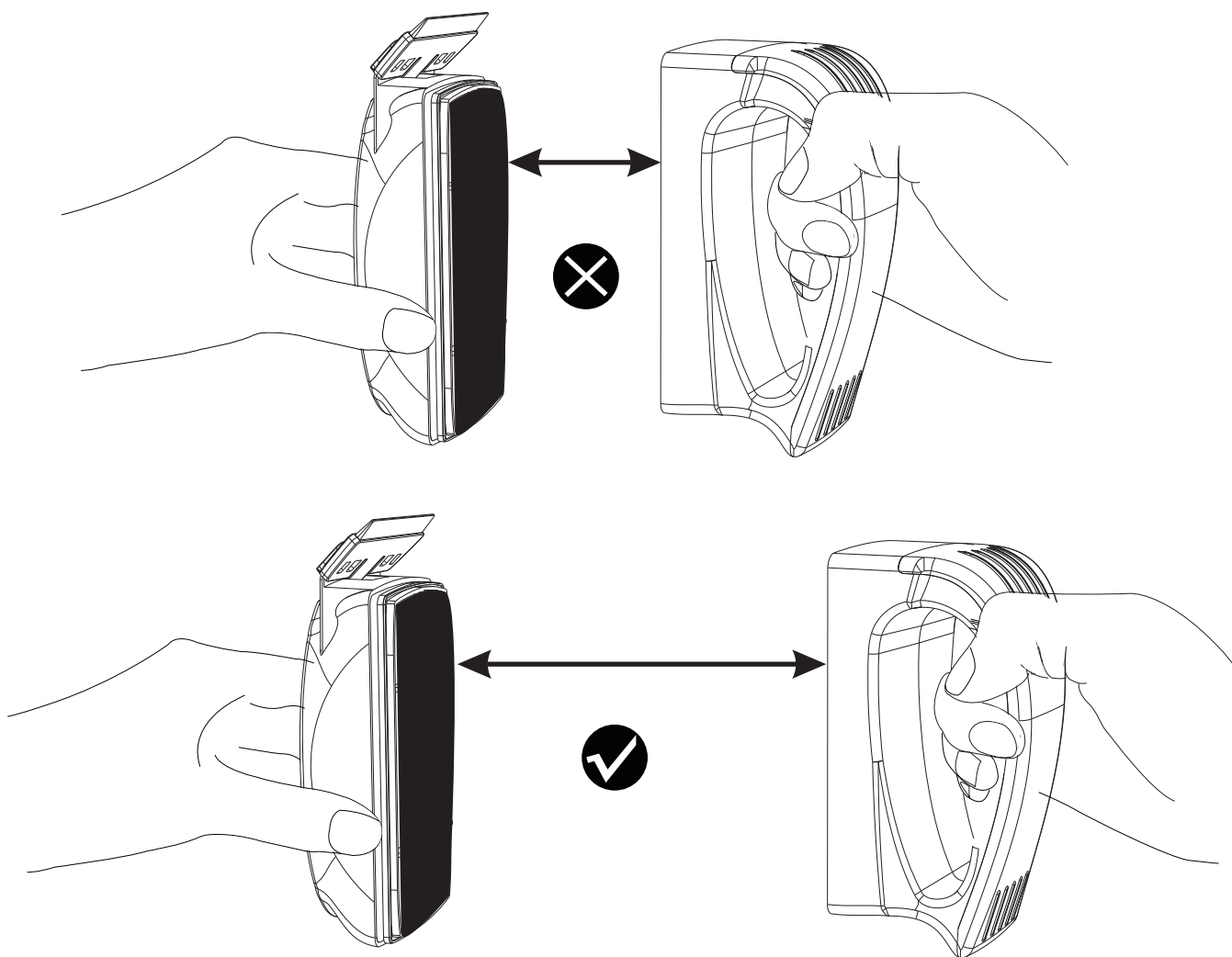


2) Remove the blade from the glass cleaner after use.

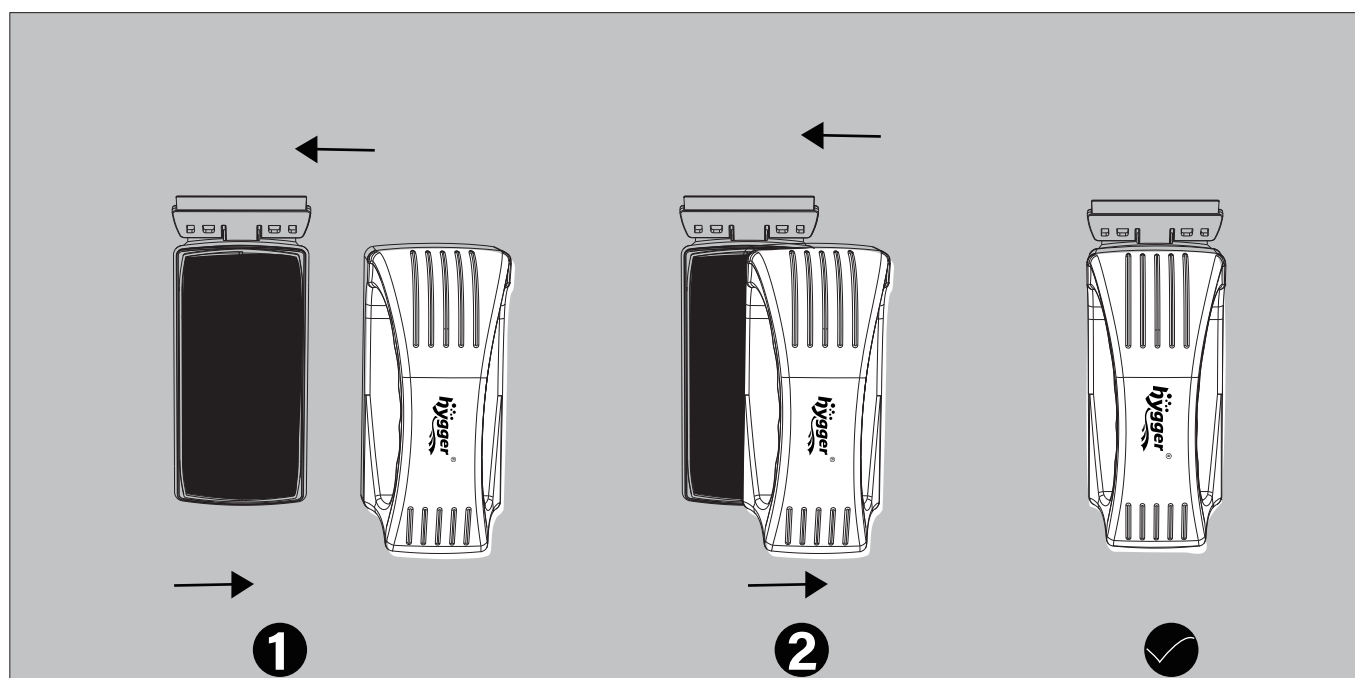


Take care not to pinch your fingers between the two parts of the glass cleaner. Hold the glass cleaner at the side and keep your fingers away from the two surfaces facing the glass.





To attach the cleaner to the aquarium glass, first hold the part with the stiff cleaning bristles against the inside and the part with the soft surface against it, offset a little. Hold both parts firmly so that the glass is not accidentally damaged. Then, carefully push both parts together slowly until the magnet grips. Then you can start with the cleaning work.



- When not in use, store the glass cleaner in its packaging.
- Please be careful when knocking/dropping the device from a high place.
- For optimal cleaning results, clean the surfaces after each use.
- Blades can be easily and conveniently replaced.

4.ATTENTIONS

- Please read this user manual carefully before use and follow strictly the manual.
- Use caution when attaching and removing the sharp blades, and store them safely.
- Use caution when using this powerful magnetic glass cleaner. Be careful not to pinch your fingers between the two parts.
- Please keep the magnetic glass cleaner away from children.
- The magnetic glass cleaner is unsuitable if you wear a pacemaker or have a defibrillator implanted.
- If you can't separate the two parts of the magnetic brush, use a screwdriver or something similar to separate them .
- To avoid reducing the magnetic force, do not expose the magnetic glass cleaner to high temperatures.
- Please keep away from all magnetic objects, such as scissors.

5.PACKING LIST

1x Cleaning side with stiff bristles
1x Soft cleaning side
1x Plastic blade
1x User manual

6.HYGGER LIMITED MANUFACTURER'S WARRANTY

We offer the end user of this product a manufacturer warranty of 3 (2) years from the date of sale if this product was purchased from a hygger®-authorised specialist dealer

Retain receipt for any future warranty claim. Conditions apply. Products are guaranteed by hygger® Aquatic Supplies to the original purchaser against defective material and workmanship under normal use for a period up to 3 (2) years from the date of the original purchase through an Authorized Dealer. Refer to the User Manual included with your product for specific warranty details.

Products have no warranty if:

- 1.) The product has been serviced, modified or tampered with by anyone other than hygger® Aquatic Supplies.
- 2.) The product has been abused or damaged (including broken or cracked bulbs), and/ or.
- 3.) The product has been transported without proper packaging.
- 4.) The product was purchased from an Unauthorized Reseller.

WARRANTY LIABILITY DISCLAIMER

In no event will hygger® be liable for any consequential or incidental damages, including but not limited to, lost aquatic life, personal injury, property damage, equipment damage, lost profits, lost wages, lost savings, lost income, etc., arising out of the use of any hygger® products.

1.0. Terms and Conditions of Warranty.

- 1.1. hygger® warrants to the purchaser, for 3 (2) years from date of original purchase through an Authorized hygger® Reseller, free to repair or replace parts where fault is found due to defective materials or faulty workmanship and where goods do not operate in accordance with the instructions.
- 1.2. All claims for repair or replacement must be made at place of purchase.

- 1.3. Only the direct purchaser is entitled to warranty claims against us and these are not transferable without our consent.
- 1.4. The original and dated Proof of Purchase (receipt) must be supplied with all goods claims. Please also provide this Guarantee where possible.
- 1.5. Wear parts (e.g.: seals, suction devices, axes, pump wheels, light sources, pH electrodes, filter media, such as filter cartridges, as well as UVC burners), glass damage and the opening of the product, as well as structural changes or the use of non-hygger® original parts are excluded from the guarantee.
- 1.6. All goods subject to claim under Guarantee should be prepared for transportation in the original packaging or other comparable packaging which offers the same degree of protection and hygger® must incur no costs from the shipment.
- 1.7. Where claims on inspection reveal goods are in normal working order, hygger® will request reimbursement of all reasonable costs incurred.
- 1.8. Warranty claims do not exist in the case of only insignificant deviations from the agreed or customary condition or usability, e.g. insignificant deviations in colour, dimensions and/or quality or performance characteristics of the products.
- 1.9. Our warranty obligation extends only to the delivery of newly manufactured products. Unless otherwise agreed, used products are sold as seen, excluding any warranty.

For more warranty information, please see the hygger website.

7.CONTACT INFORMATION

Distributed by: Hygger Aquarium, Inc.
13941 Magnolia Ave, Chino, CA 91710

E-mail: distributor@hyggeraquarium.com
Website: www.hyggeraquarium.com

Trademarks of Shenzhen Mago Trading Co., Ltd
Bantian Group Business Center, Longgang,
Shenzhen City, China
All Rights Reserved

Made in China



Have a question? We're here to help:
USA Call: +1 (909) 590-2880
Mon-Fri: 9:00 am - 5:30 pm PST
Sat-Sun: Closed

EC

REP

E-CrossStu GmbH
Mainzer Landstr.69, Frankfurt am Main,
Baden-Württemberg, 60329, Germany
E-CrossStu@web.de
+49 69332967674

UK

REP

YH Consulting Limited
C/O YH Consulting Limited Office
147, Centurion House, London Road,
Staines-upon-Thames, Surrey,
TW18 4AX, London
H2YHUK@gmail.com
+44 07514-677868



MADE IN CHINA